

Figure 3  
 Within Year Correlations of Infant Mortality with Homicide and Suicide for the 50 States and D.C.  
 Predicting Concurrent Homicide and Suicide Rates from Concurrent Infant Mortality Rates

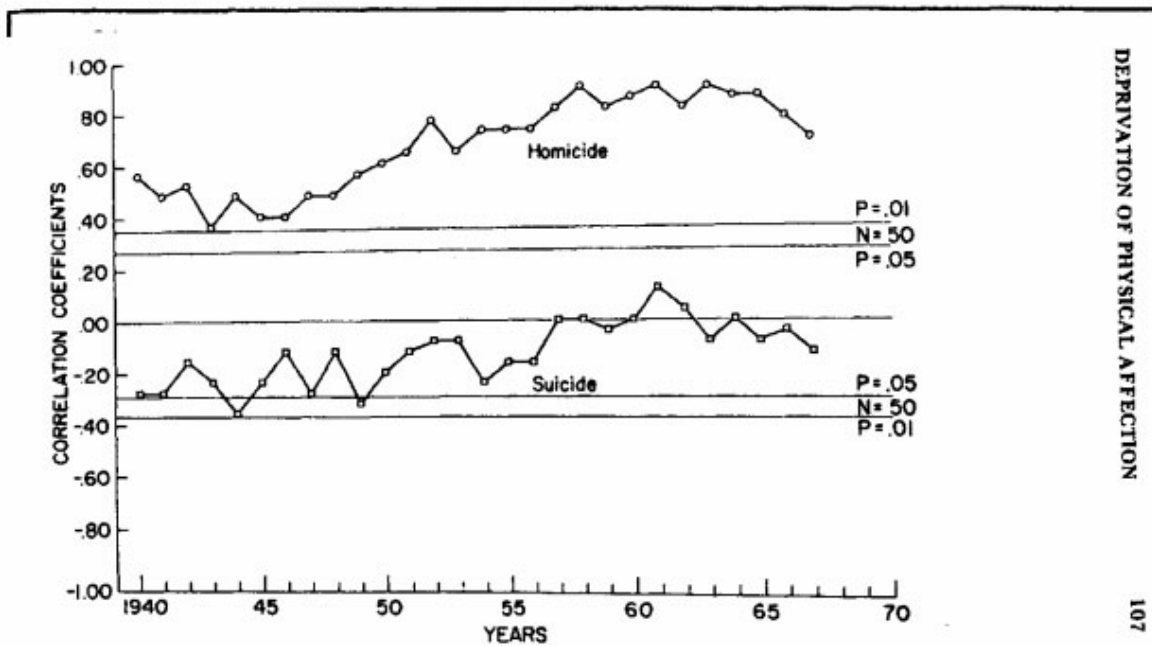


FIGURE 1. Within year correlations of infant mortality with homicide and suicide for the 50 states and D.C. predicting concurrent homicide and suicide rates from concurrent infant mortality rates.

From: Prescott, James W. (1979). Deprivation of Human Affection As A Primary Process in The Development of Physical Violence. In: Child Abuse and Violence (David Gil, Ed.). AMS Press New York. Submitted in testimony before the U.S. House of Representatives on May 10, 1983 (supra).

Figure 4  
 Within Year Correlations Relating Child Mortality to Homicide and Suicide for the 50 States and D.C.

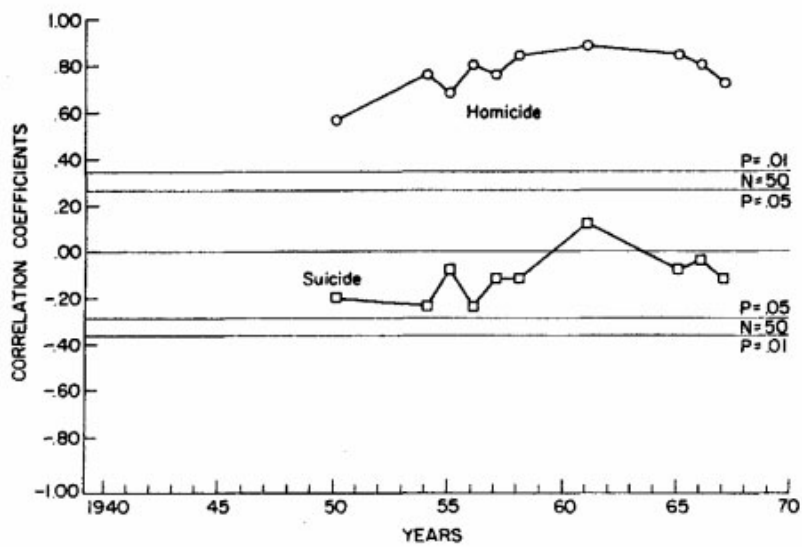


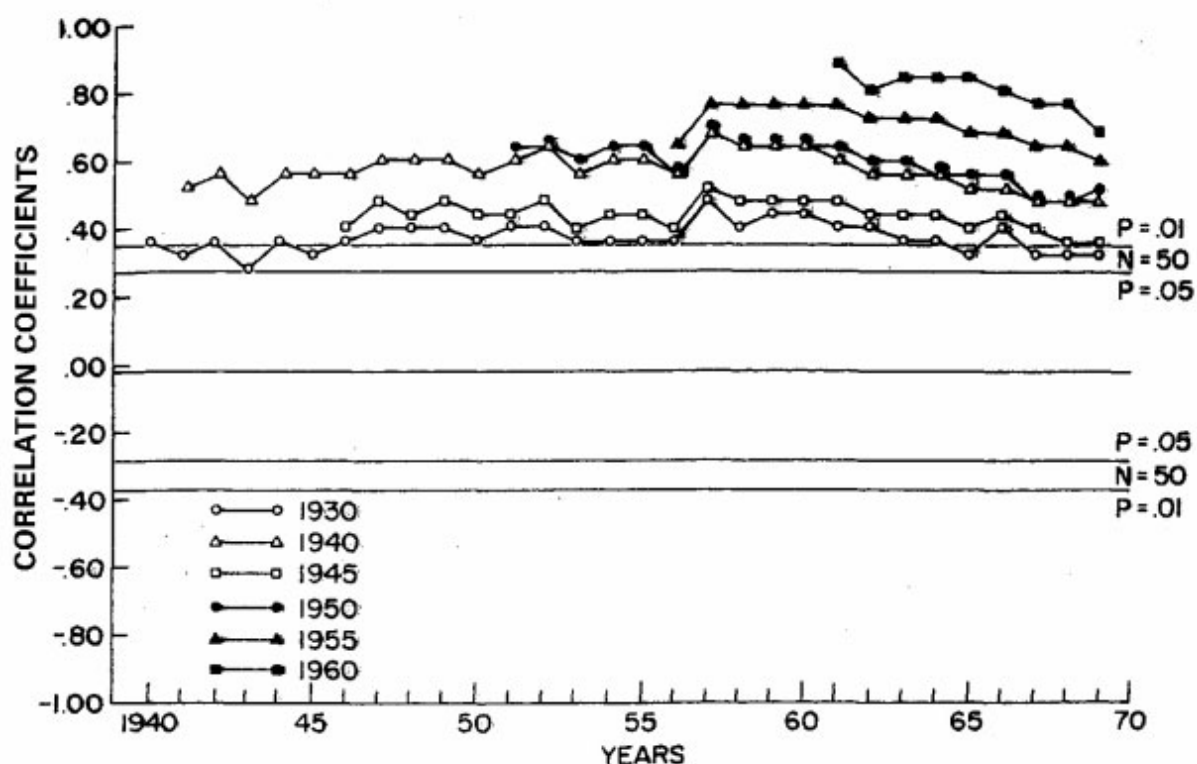
FIGURE 2. Within year correlations relating child mortality to homicide and suicide for the 50 states and D.C.

From: Prescott, James W. (1979). Deprivation of Human Affection As A Primary Process In The Development of Physical Violence. In: Child Abuse and Violence (David Gil, Ed.). AMS Press New York. Submitted in testimony before the U.S. House of Representatives on May 10, 1983 (supra).

DEPRIVATION OF PHYSICAL AFFECTION

Figure 5a

LAGGED CORRELATIONS OF INFANT MORTALITY WITH HOMICIDE FOR THE 50 STATES AND D.C. PREDICTING FUTURE HOMICIDE RATES FROM EARLIER INFANT MORTALITY RATES



Prescott, J.W. Testimony on Child Abuse and Neglect Research at the National Institute of Child Health and Human Development, National Institutes of Health. U.S. House of Representatives Appropriations Subcommittee on Labor-Health and Human Services 98th Congress (May 10, 1983). Wm. Natcher, Chair